



## SSCP2907AGS6

### PNP Switching Transistor

#### ➤ Features

VCB	VCE	VEB	IC
-60V	-60V	-5V	-600mA

#### ➤ Description

This product is general usage and suitable for many different applications. It can be used for medium power amplifiers and switches requiring collector currents up to 500 mA.

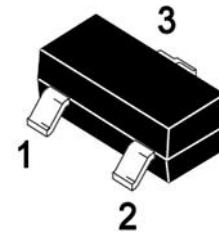
#### ➤ Applications

- Low current and high precision circuits such preamplifiers, oscillators, current mirror configuration
- Medium power amplification and switching

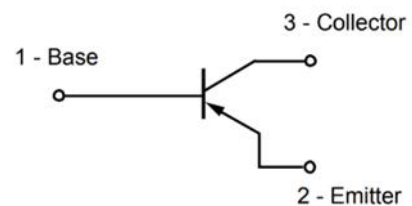
#### ➤ Ordering Information

Device	Package	Shipping
SSCP2907AGS6	SOT-23	3000/Reel

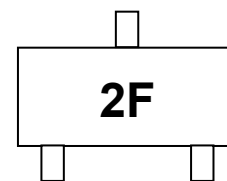
#### ➤ Pin configuration



**SOT-23**



**Circuit Diagram**



**Marking(Top View)**



➤ **Absolute Maximum Ratings**( $T_A=25^{\circ}\text{C}$  unless otherwise noted)

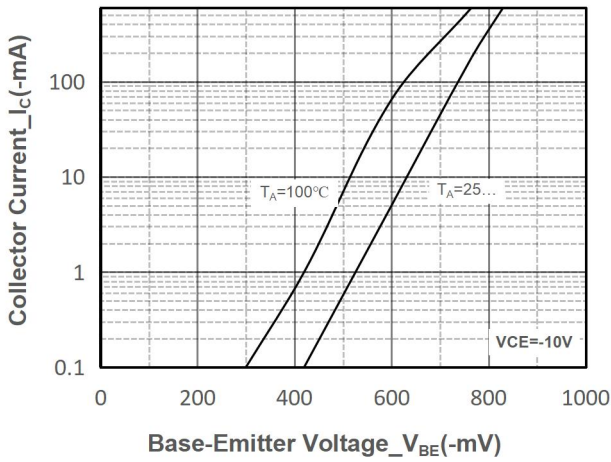
Parameter	Symbol	Value	Unit
Collector-Base Voltage	$V_{CBO}$	-60	V
Collector- Emitter Voltage	$V_{CEO}$	-60	V
Emitter-Base Voltage	$V_{EBO}$	-5	V
Collector Current-Continuous	$I_C$	-600	mA
Collector Power Dissipation	$P_C$	225	mW
Junction Temperature	$T_J$	150	$^{\circ}\text{C}$
Storage Temperature	$T_{STG}$	-55 to 150	$^{\circ}\text{C}$

➤ **Electrical Characteristics** ( $T_A=25^{\circ}\text{C}$  unless otherwise noted)

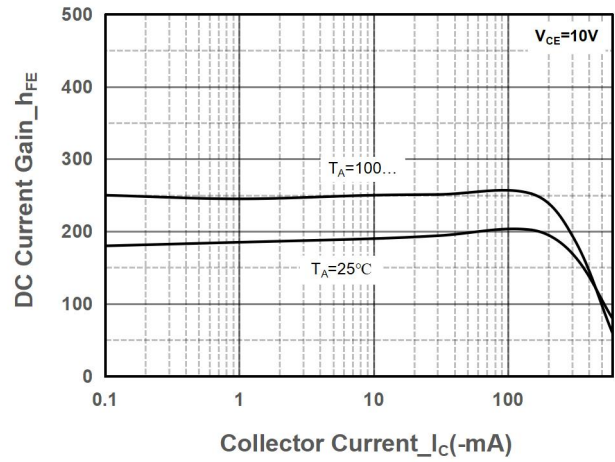
Parameter	Symbol	Test Conditions	Min.	Typ.	Max.	Unit
Collector-Base Breakdown Voltage	$BV_{CBO}$	$I_C=-100\mu\text{A}, I_E=0$	-60			V
Collector-emitter Breakdown Voltage	$BV_{CEO}$	$I_C=-1\text{mA}, I_B=0$	-60			V
Emitter -Base Breakdown Voltage	$BV_{EBO}$	$I_E=-100\mu\text{A}, I_C=0$	-5			V
Collector Cutoff Current	$I_{CBX}$	$V_{CE}=-30\text{V}, V_{EB}=-0.5\text{V},$			-50	nA
Collector Cutoff Current	$I_{CBO}$	$V_{CB}=-50\text{V}, I_E=0$			-20	nA
Emitter Cutoff Current	$I_{EBO}$	$V_{EB}=-3\text{V}, I_C=0$			-10	nA
DC Current Gain	$h_{FE1}$	$V_{CE}=-10\text{V}, I_C=-150\text{mA}$	100		300	
	$h_{FE2}$	$V_{CE}=-10\text{V}, I_C=-0.1\text{mA}$	75			
	$h_{FE3}$	$V_{CE}=-10\text{V}, I_C=-500\text{mA}$	50			
Collector-Emitter Saturation Voltage	$V_{CE(sat)}$	$I_C=-500\text{mA}, I_B=-50\text{mA}$			-1.6	V
Base-Emitter Saturation Voltage	$V_{BE(sat)}$	$I_C=-500\text{mA}, I_B=-50\text{mA}$			-2.6	V
Transition frequency	$f_T$	$V_{CE}=-20\text{V}, I_C=-50\text{mA}$ $f=100\text{MHz}$	250			MHz
Delay Time	$t_d$	$V_{CC}=-30\text{V}, I_C=-150\text{mA},$ $I_{B1}=-15\text{mA}$			10	ns
Rise Time	$t_r$	$V_{CC}=-30\text{V}, I_C=-150\text{mA},$ $I_{B1}=-15\text{mA}$			25	ns
Storage Time	$t_s$	$V_{CC}=-6\text{V}, I_C=-150\text{mA},$ $I_{B1}=-I_{B2}=-15\text{mA}$			225	ns
Fall Time	$t_f$	$V_{CC}=-6\text{V}, I_C=-150\text{mA},$ $I_{B1}=-I_{B2}=-15\text{mA}$			60	ns



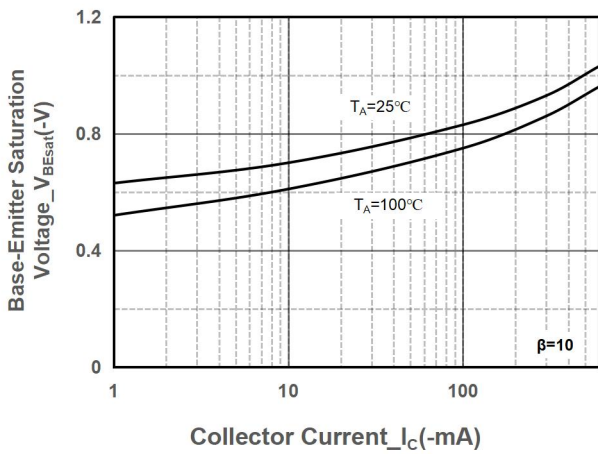
## ➤ Typical Performance Characteristics ( $T_A=25^\circ\text{C}$ unless otherwise noted)



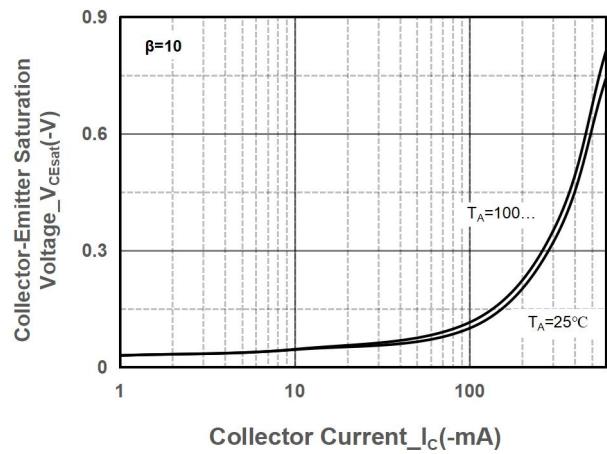
Collector Current vs. Base-Emitter Voltage



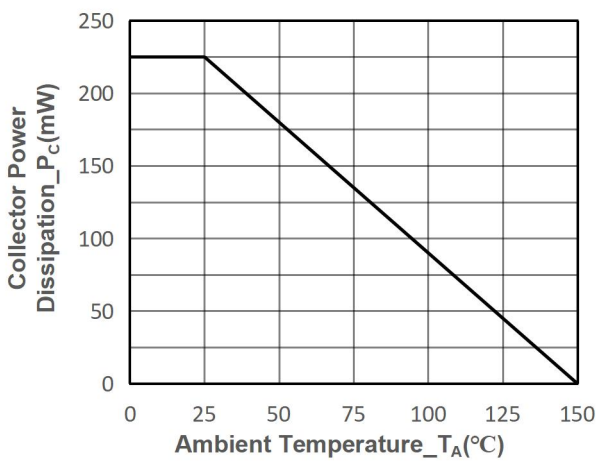
DC Current Gain vs. Collector Current



$V_{BE(sat)}$  vs. Collector Current



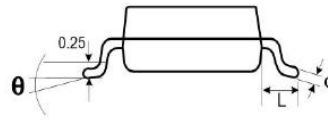
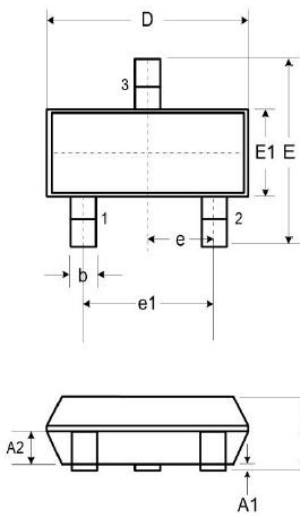
$V_{CE(sat)}$  vs. Collector Current



Power derating vs. Ambient temperature

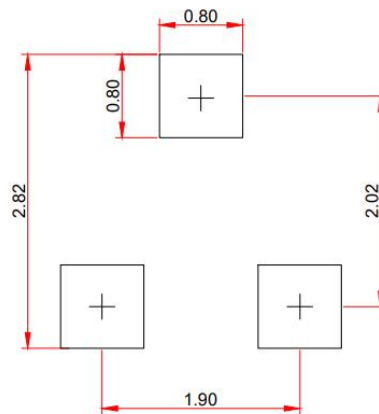


## ● Package Information



DIM	Millimeters		
	Min.	Typ.	Max.
A	0.89	-	1.12
A1	0.01	-	0.10
A2	0.88	0.95	1.02
b	0.30	-	0.51
c	0.08	-	0.18
D	2.80	2.90	3.04
E	2.10	2.37	2.64
E1	1.20	1.30	1.40
e1	1.90		
e	0.95		
L	0.40	0.50	0.60
L1	0.55		
N	3		
θ	0°	-	8°

## Recommended Pad outline (Unit: mm)





## DISCLAIMER

SSCSEMI RESERVES THE RIGHT TO MAKE CHANGES WITHOUT FURTHER NOTICE TO ANY PRODUCTS HEREIN TO IMPROVE RELIABILITY, FUNCTION OR DESIGN. SSCSEMI DOES NOT ASSUME ANY LIABILITY ARISING OUT OF THE APPLICATION OR USE OF ANY PRODUCT OR CIRCUIT DESCRIBED HEREIN; NEITHER DOES IT CONVEY ANY LICIENCE UNDER ITS PATENT RIGHTS, NOR THE RIGHTS OF OTHERS.

THE GRAPHS PROVIDED IN THIS DOCUMENT ARE STATISTICAL SUMMARIES BASED ON A LIMITED NUMBER OF SAMPLES AND ARE PROVIDED FOR INFORMATIONAL PURPOSE ONLY. THE PERFORMANCE CHARACTERISTICS LISTED IN THEM ARE NOT TESTED OR GUARANTEED. IN SOME GRAPHS, THE DATA PRESENTED MAY BE OUTSIDE THE SPECIFIED OPERATING RANGE (E.G. OUTSIDE SPECIFIED POWER SUPPLY RANGE) AND THEREFORE OUTSIDE THE WARRANTED RANGE.

OUR PRODUCT SPECIFICATIONS ARE ONLY VALID IF OBTAINED THROUGH THE COMPANY'S OFFICIAL WEBSITE, CRM SYSTEM, OR OUR SALES PERSONNEL CHANNELS. IF CHANGES OR SPECIAL VERSIONS ARE INVOLVED, THEY MUST BE STAMPED WITH A QUALITY SEAL AND MARKED WITH A SPECIAL VERSION NUMBER TO BE VALID.