



SSCP2907AGS7

PNP Switching Transistor

➤ Features

VCB	VCE	VEB	IC
-60V	-60V	-5V	-600mA

➤ Description

This product is general usage and suitable for many different applications. It can be used for medium power amplifiers and switches requiring collector currents up to 500 mA.

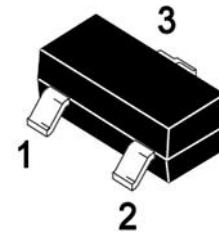
➤ Applications

- Low current and high precision circuits such preamplifiers, oscillators, current mirror configuration
- Medium power amplification and switching

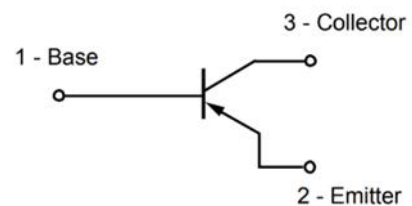
➤ Ordering Information

Device	Package	Shipping
SSCP2907AGS7	SOT-323	3000/Reel

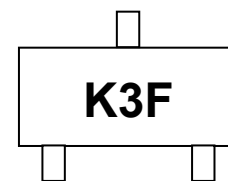
➤ Pin configuration



SOT-323



Circuit Diagram



Marking(Top View)



➤ **Absolute Maximum Ratings**($T_A=25^{\circ}\text{C}$ unless otherwise noted)

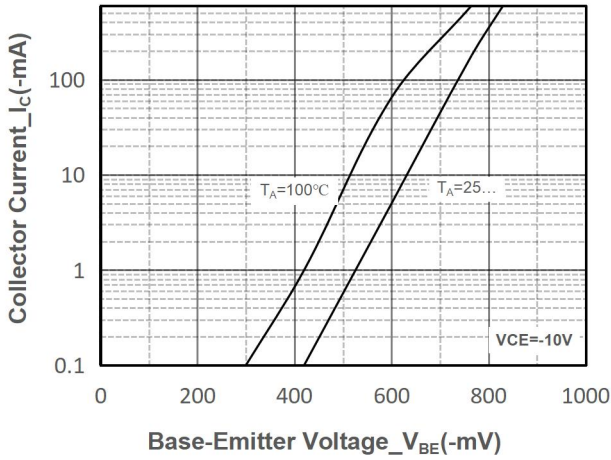
Parameter	Symbol	Value	Unit
Collector-Base Voltage	V_{CBO}	-60	V
Collector- Emitter Voltage	V_{CEO}	-60	V
Emitter-Base Voltage	V_{EBO}	-5	V
Collector Current-Continuous	I_C	-600	mA
Collector Power Dissipation	P_C	225	mW
Junction Temperature	T_J	150	$^{\circ}\text{C}$
Storage Temperature	T_{STG}	-55 to 150	$^{\circ}\text{C}$

➤ **Electrical Characteristics** ($T_A=25^{\circ}\text{C}$ unless otherwise noted)

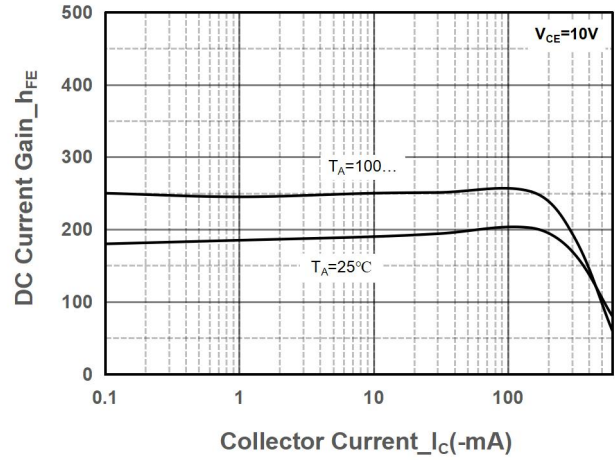
Parameter	Symbol	Test Conditions	Min.	Typ.	Max.	Unit
Collector-Base Breakdown Voltage	BV_{CBO}	$I_C=-100\mu\text{A}, I_E=0$	-60			V
Collector-emitter Breakdown Voltage	BV_{CEO}	$I_C=-1\text{mA}, I_B=0$	-60			V
Emitter -Base Breakdown Voltage	BV_{EBO}	$I_E=-100\mu\text{A}, I_C=0$	-5			V
Collector Cutoff Current	I_{CBX}	$V_{CE}=-30\text{V}, V_{EB}=-0.5\text{V}$,			-50	nA
Collector Cutoff Current	I_{CBO}	$V_{CB}=-50\text{V}, I_E=0$			-20	nA
Emitter Cutoff Current	I_{EBO}	$V_{EB}=-3\text{V}, I_C=0$			-10	nA
DC Current Gain	h_{FE1}	$V_{CE}=-10\text{V}, I_C=-150\text{mA}$	100		300	
	h_{FE2}	$V_{CE}=-10\text{V}, I_C=-0.1\text{mA}$	75			
	h_{FE3}	$V_{CE}=-10\text{V}, I_C=-500\text{mA}$	50			
Collector-Emitter Saturation Voltage	$V_{CE(sat)}$	$I_C=-500\text{mA}, I_B=-50\text{mA}$			-1.6	V
Base-Emitter Saturation Voltage	$V_{BE(sat)}$	$I_C=-500\text{mA}, I_B=-50\text{mA}$			-2.6	V
Transition frequency	f_T	$V_{CE}=-20\text{V}, I_C=-50\text{mA}$ $f=100\text{MHz}$	250			MHz
Delay Time	t_d	$V_{CC}=-30\text{V}, I_C=-150\text{mA}$, $I_{B1}=-15\text{mA}$			10	ns
Rise Time	t_r	$V_{CC}=-30\text{V}, I_C=-150\text{mA}$, $I_{B1}=-15\text{mA}$			25	ns
Storage Time	t_s	$V_{CC}=-6\text{V}, I_C=-150\text{mA}$, $I_{B1}=-I_{B2}=-15\text{mA}$			225	ns
Fall Time	t_f	$V_{CC}=-6\text{V}, I_C=-150\text{mA}$, $I_{B1}=-I_{B2}=-15\text{mA}$			60	ns



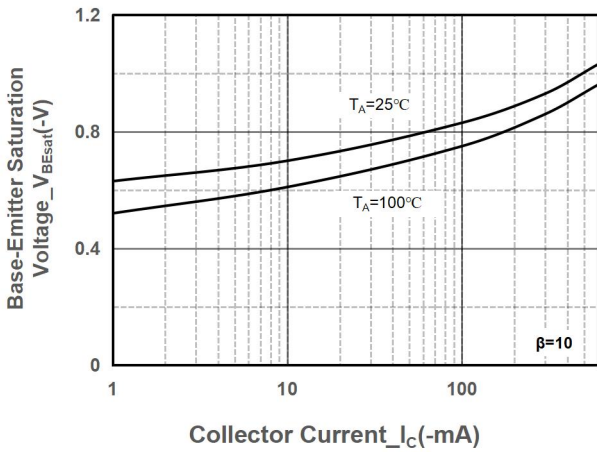
➤ Typical Performance Characteristics ($T_A=25^\circ\text{C}$ unless otherwise noted)



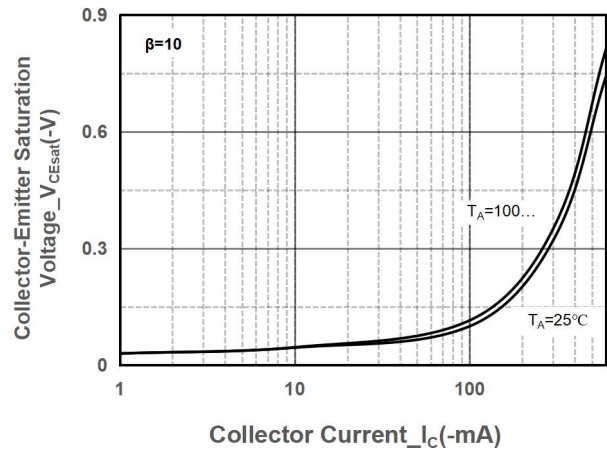
Collector Current vs. Base-Emitter Voltage



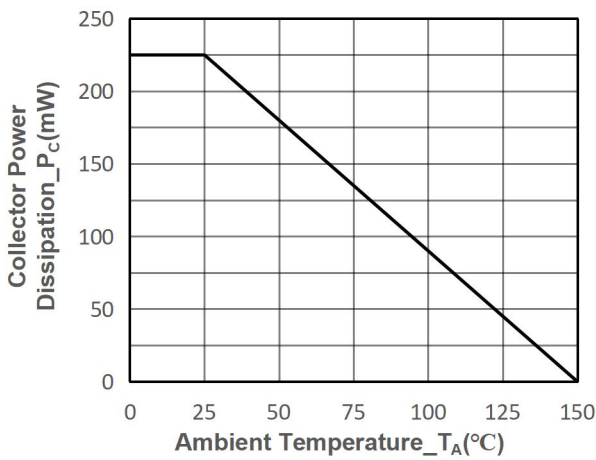
DC Current Gain vs. Collector Current



$V_{BE(sat)}$ vs. Collector Current



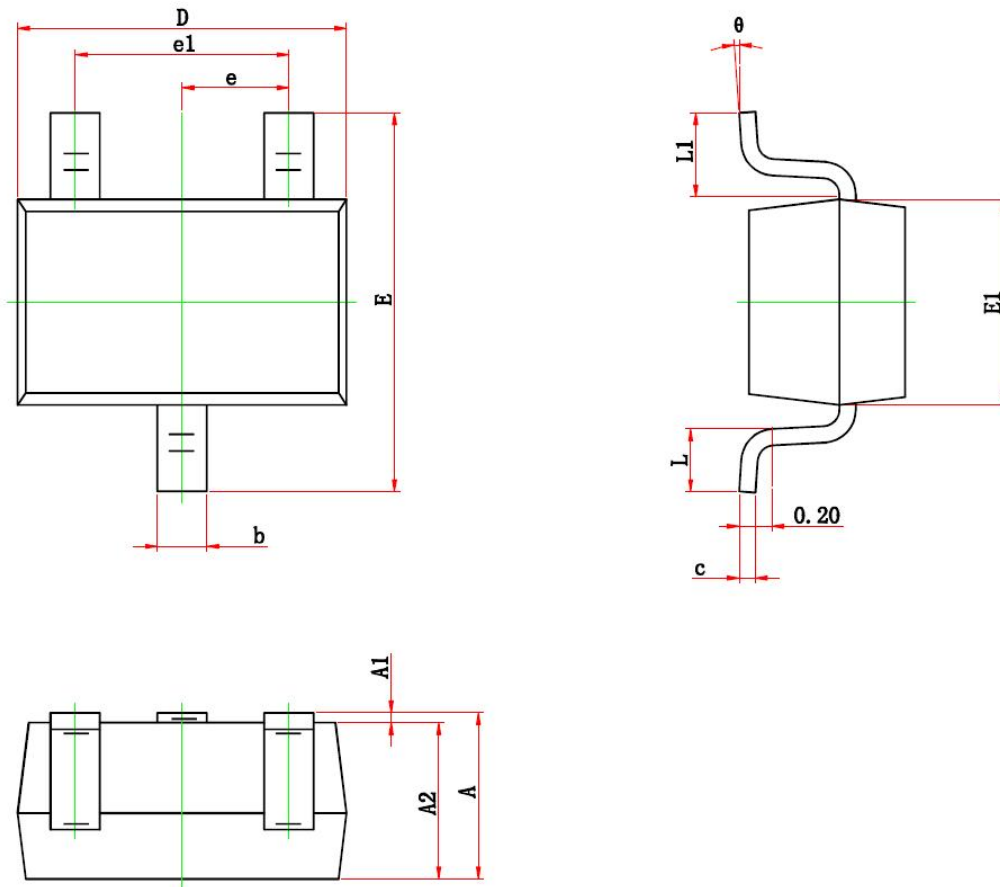
$V_{CE(sat)}$ vs. Collector Current



Power derating vs. Ambient temperature



● Package Information



Symbol	Dimensions In Millimeters		Dimensions In Inches	
	Min.	Max.	Min.	Max.
A	0.900	1.100	0.035	0.043
A1	0.000	0.100	0.000	0.004
A2	0.900	1.000	0.035	0.039
b	0.200	0.400	0.008	0.016
c	0.080	0.150	0.003	0.006
D	2.000	2.200	0.079	0.087
E	2.150	2.450	0.085	0.096
E1	1.150	1.350	0.045	0.053
e	0.650 TYP.		0.026 TYP.	
e1	1.200	1.400	0.047	0.055
L	0.260	0.460	0.010	0.018
L1	0.525 REF.		0.021 REF.	
θ	0°	8°	0°	8°



DISCLAIMER

SSCSEMI RESERVES THE RIGHT TO MAKE CHANGES WITHOUT FURTHER NOTICE TO ANY PRODUCTS HEREIN TO IMPROVE RELIABILITY, FUNCTION OR DESIGN. SSCSEMI DOES NOT ASSUME ANY LIABILITY ARISING OUT OF THE APPLICATION OR USE OF ANY PRODUCT OR CIRCUIT DESCRIBED HEREIN; NEITHER DOES IT CONVEY ANY LICIENCE UNDER ITS PATENT RIGHTS, NOR THE RIGHTS OF OTHERS.

THE GRAPHS PROVIDED IN THIS DOCUMENT ARE STATISTICAL SUMMARIES BASED ON A LIMITED NUMBER OF SAMPLES AND ARE PROVIDED FOR INFORMATIONAL PURPOSE ONLY. THE PERFORMANCE CHARACTERISTICS LISTED IN THEM ARE NOT TESTED OR GUARANTEED. IN SOME GRAPHS, THE DATA PRESENTED MAY BE OUTSIDE THE SPECIFIED OPERATING RANGE (E.G., OUTSIDE SPECIFIED POWER SUPPLY RANGE) AND THEREFORE OUTSIDE THE WARRANTED RANGE.

OUR PRODUCT SPECIFICATIONS ARE ONLY VALID IF OBTAINED THROUGH THE COMPANY'S OFFICIAL WEBSITE, CRM SYSTEM, OR OUR SALES PERSONNEL CHANNELS. IF CHANGES OR SPECIAL VERSIONS ARE INVOLVED, THEY MUST BE STAMPED WITH A QUALITY SEAL AND MARKED WITH A SPECIAL VERSION NUMBER TO BE VALID.